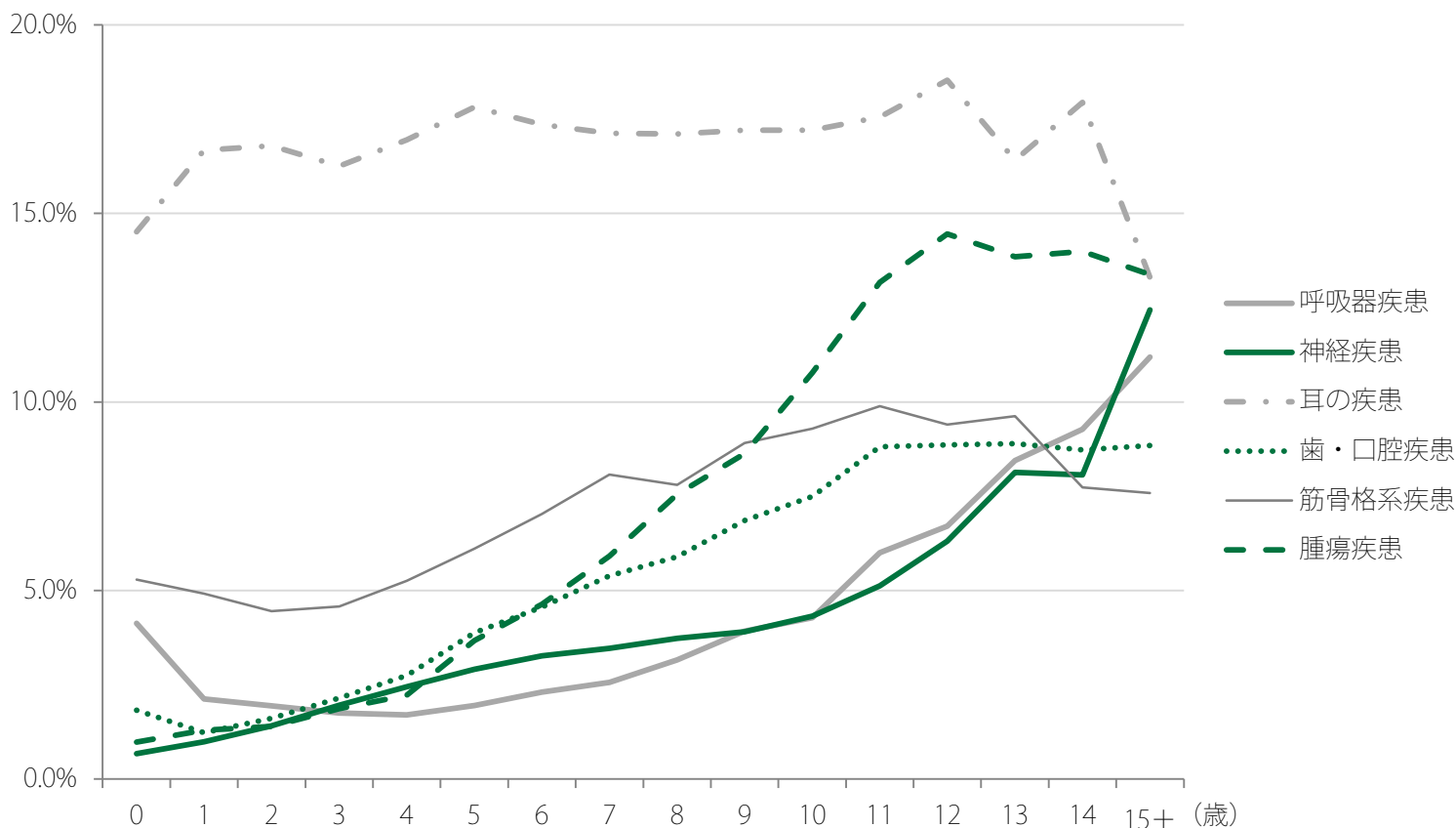
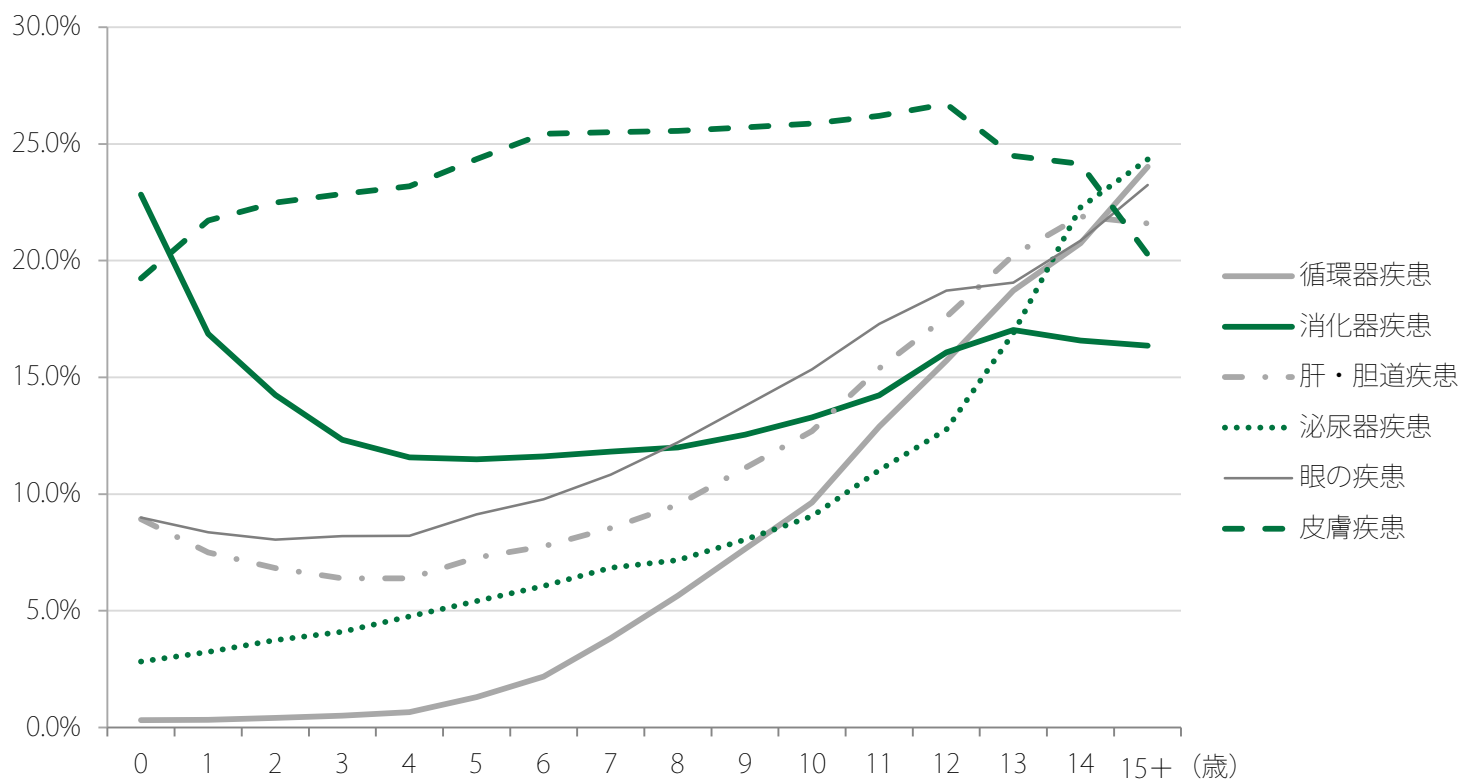
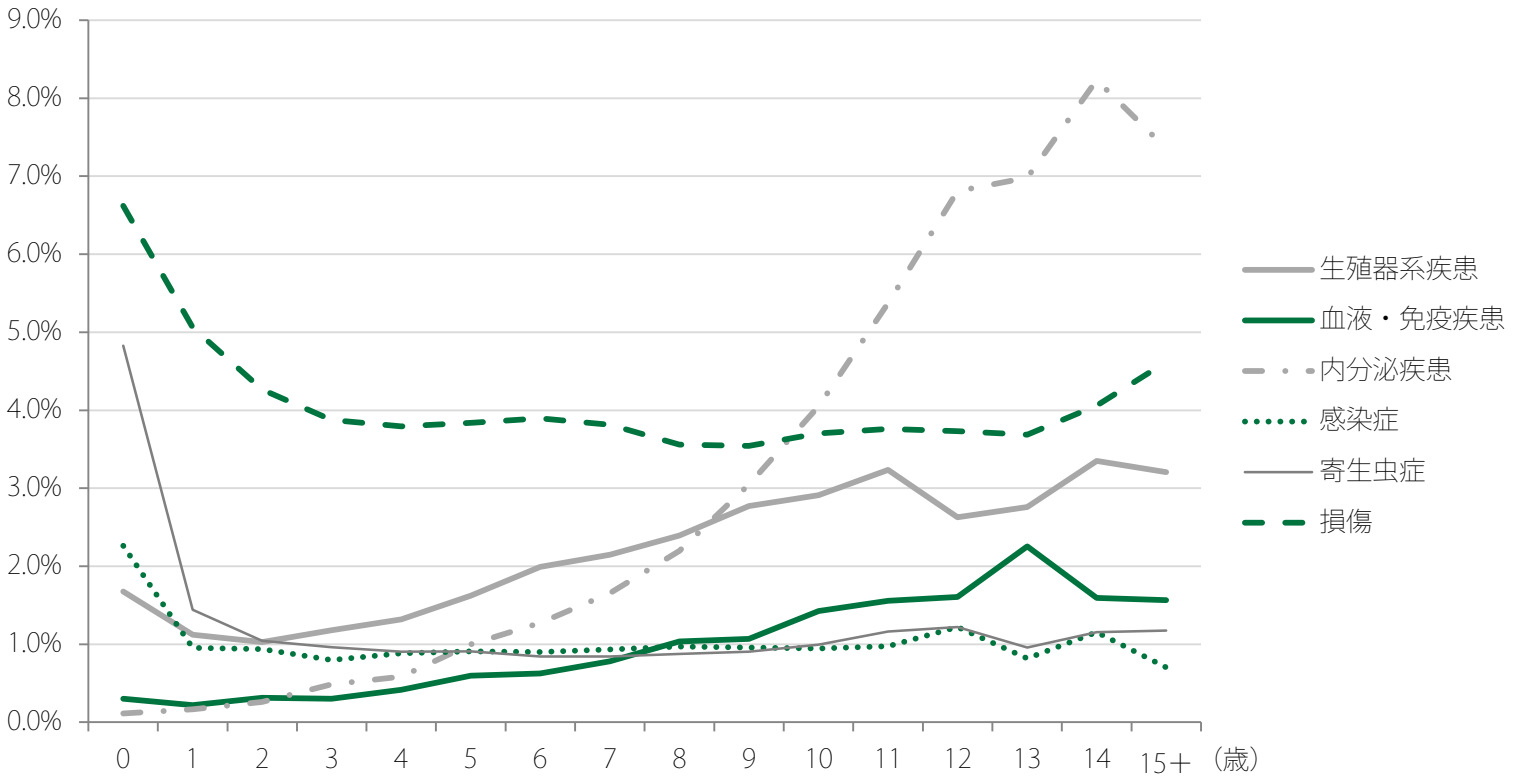


# 年齢別の請求割合 犬

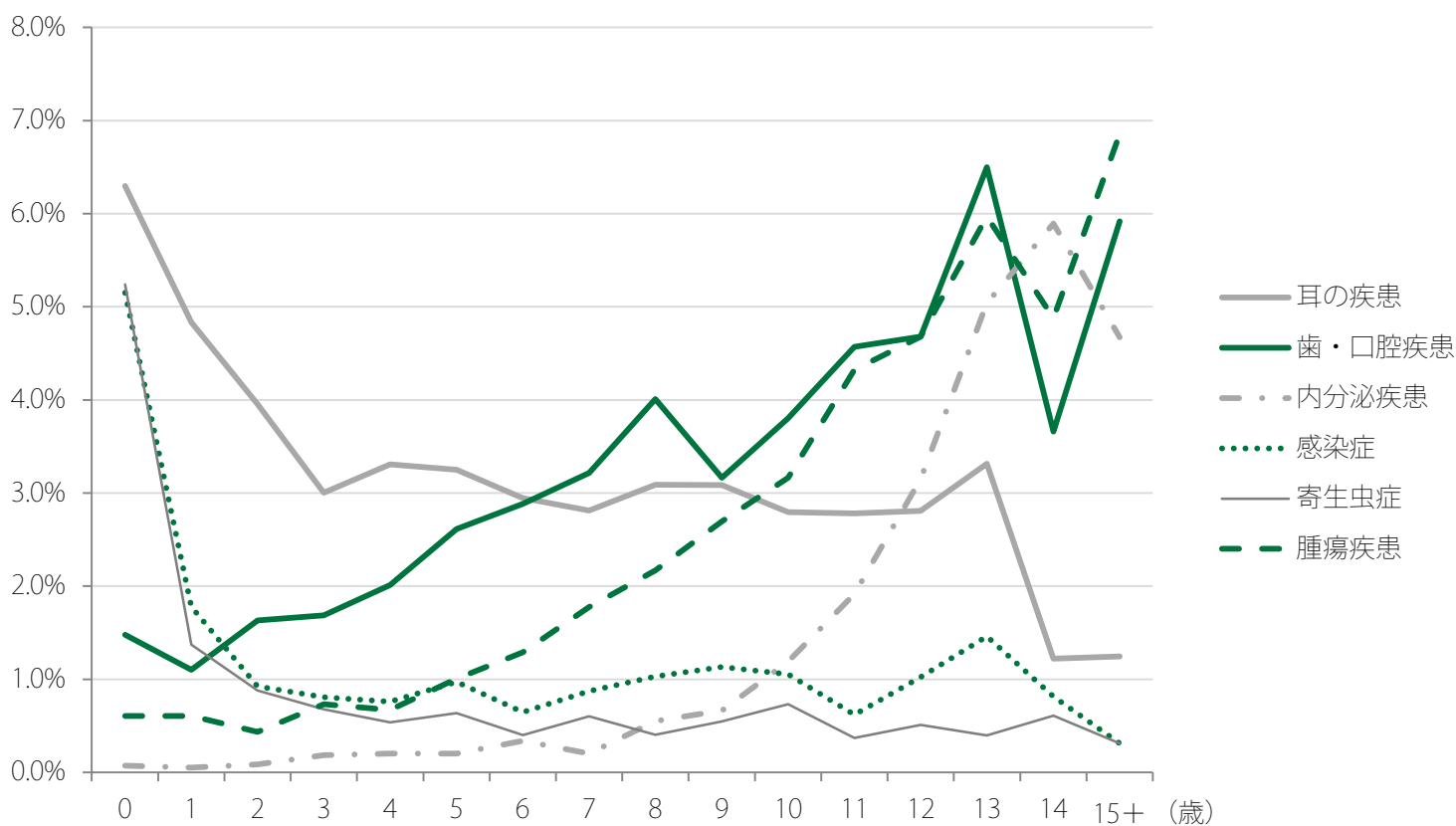
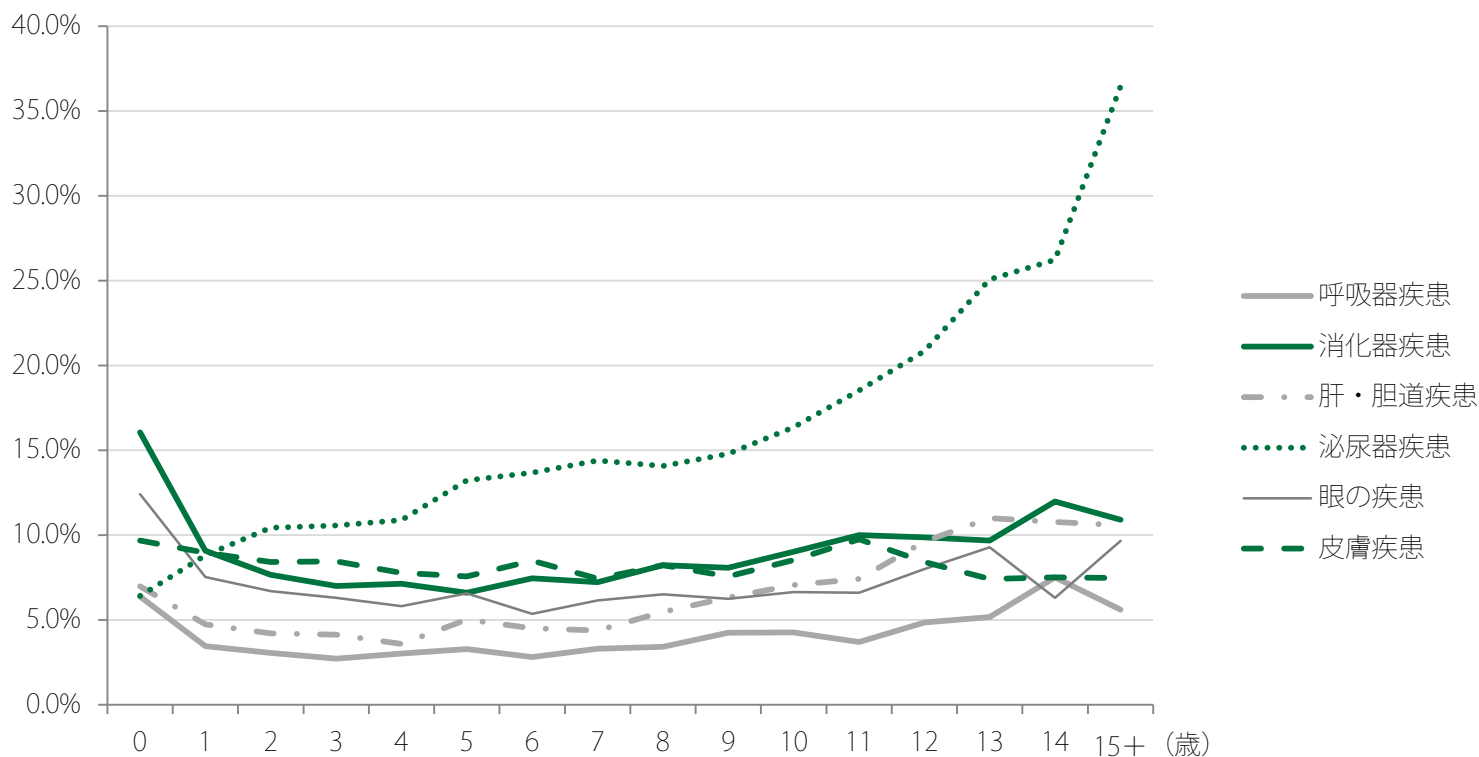


# 年齢別の請求割合 犬

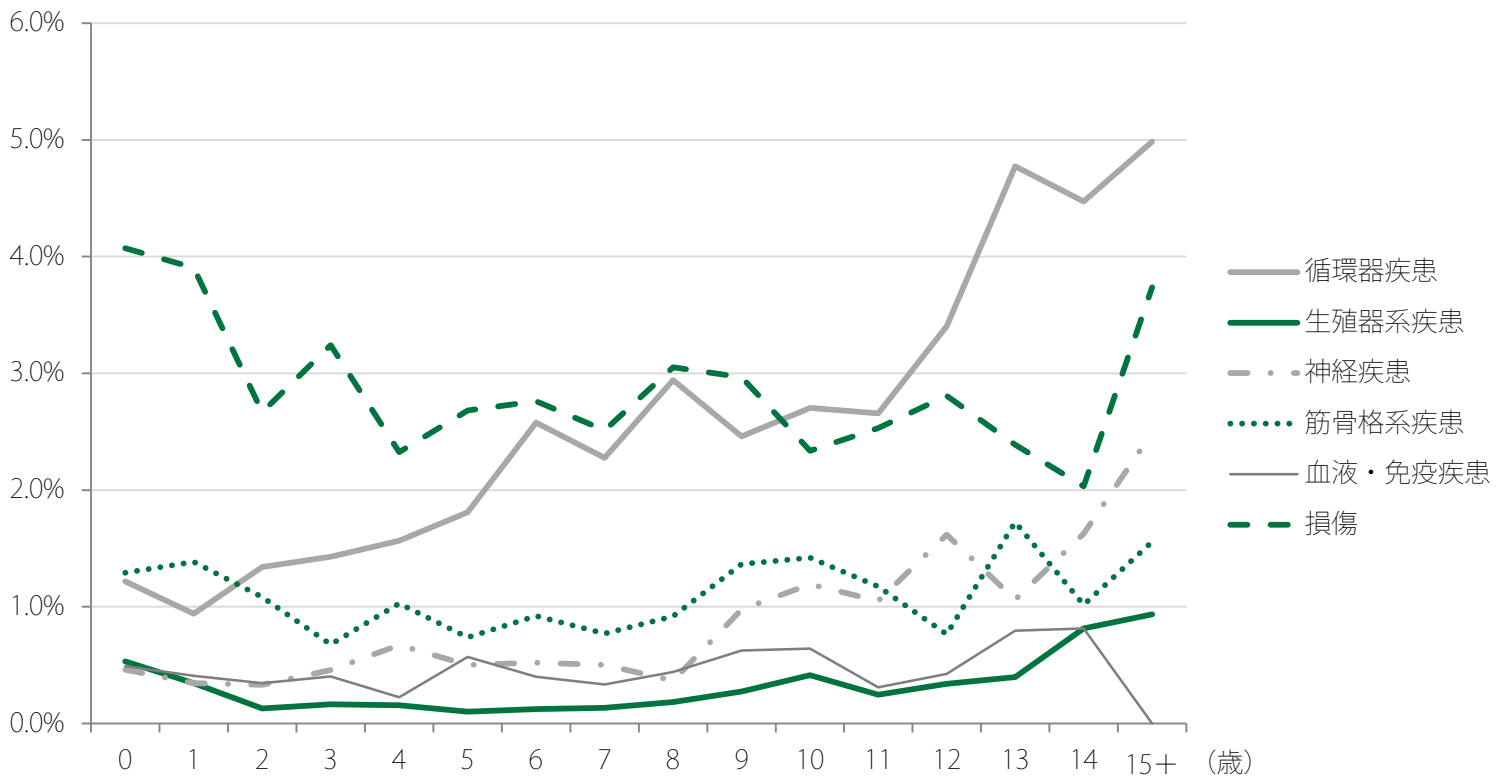


	循環器疾患	呼吸器疾患	消化器疾患	肝・胆道疾患	泌尿器疾患	生殖器系疾患	神経疾患	眼の疾患	耳の疾患	歯・口腔疾患	筋骨格系疾患	皮膚疾患	血液・免疫疾患	内分泌疾患	感染症	寄生虫症	損傷	腫瘍疾患
0歳	0.3%	4.1%	22.8%	8.9%	2.8%	1.7%	0.7%	9.0%	14.5%	1.8%	5.3%	19.2%	0.3%	0.1%	2.3%	4.8%	6.6%	1.0%
1歳	0.3%	2.1%	16.9%	7.5%	3.2%	1.1%	1.0%	8.4%	16.7%	1.2%	4.9%	21.7%	0.2%	0.2%	1.0%	1.4%	5.1%	1.3%
2歳	0.4%	1.9%	14.2%	6.8%	3.7%	1.0%	1.4%	8.0%	16.8%	1.6%	4.5%	22.5%	0.3%	0.3%	0.9%	1.0%	4.3%	1.4%
3歳	0.5%	1.7%	12.3%	6.4%	4.1%	1.2%	2.0%	8.2%	16.3%	2.1%	4.6%	22.9%	0.3%	0.5%	0.8%	1.0%	3.9%	1.9%
4歳	0.7%	1.7%	11.6%	6.4%	4.8%	1.3%	2.4%	8.2%	17.0%	2.7%	5.3%	23.2%	0.4%	0.6%	0.9%	0.9%	3.8%	2.2%
5歳	1.3%	1.9%	11.5%	7.3%	5.4%	1.6%	2.9%	9.1%	17.8%	3.9%	6.1%	24.4%	0.6%	1.0%	0.9%	0.9%	3.8%	3.7%
6歳	2.2%	2.3%	11.6%	7.8%	6.1%	2.0%	3.3%	9.8%	17.4%	4.6%	7.0%	25.4%	0.6%	1.3%	0.9%	0.8%	3.9%	4.6%
7歳	3.8%	2.6%	11.8%	8.5%	6.8%	2.1%	3.5%	10.8%	17.1%	5.4%	8.1%	25.5%	0.8%	1.7%	0.9%	0.8%	3.8%	5.9%
8歳	5.7%	3.2%	12.0%	9.5%	7.2%	2.4%	3.7%	12.2%	17.1%	5.9%	7.8%	25.6%	1.0%	2.2%	1.0%	0.9%	3.6%	7.6%
9歳	7.7%	3.9%	12.5%	11.1%	8.1%	2.8%	3.9%	13.8%	17.2%	6.9%	8.9%	25.7%	1.1%	3.0%	1.0%	0.9%	3.5%	8.6%
10歳	9.6%	4.3%	13.3%	12.7%	9.1%	2.9%	4.3%	15.3%	17.2%	7.5%	9.3%	25.9%	1.4%	4.0%	0.9%	1.0%	3.7%	10.8%
11歳	12.9%	6.0%	14.2%	15.4%	11.0%	3.2%	5.1%	17.3%	17.6%	8.8%	9.9%	26.2%	1.6%	5.4%	1.0%	1.2%	3.8%	13.2%
12歳	15.7%	6.7%	16.1%	17.6%	12.8%	2.6%	6.3%	18.7%	18.5%	8.9%	9.4%	26.7%	1.6%	6.8%	1.2%	1.2%	3.7%	14.5%
13歳	18.7%	8.4%	17.0%	20.2%	16.9%	2.8%	8.1%	19.1%	16.4%	8.9%	9.6%	24.5%	2.3%	7.0%	0.8%	1.0%	3.7%	13.9%
14歳	20.7%	9.3%	16.6%	21.9%	22.3%	3.3%	8.1%	20.9%	17.9%	8.7%	7.7%	24.1%	1.6%	8.2%	1.2%	1.2%	4.1%	14.0%
15歳～	24.0%	11.2%	16.4%	21.6%	24.3%	3.2%	12.4%	23.2%	13.3%	8.8%	7.6%	20.3%	1.6%	7.4%	0.7%	1.2%	4.6%	13.4%

# 年齢別の請求割合 猫



# 年齢別の請求割合 猫



	循環器疾患	呼吸器疾患	消化器疾患	肝・胆道疾患	泌尿器疾患	生殖器系疾患	神経疾患	眼の疾患	耳の疾患	歯・口腔疾患	筋骨格系疾患	皮膚疾患	血液・免疫疾患	内分泌疾患	感染症	寄生虫症	損傷	腫瘍疾患
0歳	1.2%	6.4%	16.1%	7.0%	6.4%	0.5%	0.5%	12.4%	6.3%	1.5%	1.3%	9.7%	0.5%	0.1%	5.2%	5.2%	4.1%	0.6%
1歳	0.9%	3.4%	9.1%	4.7%	8.8%	0.3%	0.3%	7.5%	4.8%	1.1%	1.4%	9.0%	0.4%	0.0%	1.8%	1.4%	3.9%	0.6%
2歳	1.3%	3.1%	7.7%	4.2%	10.4%	0.1%	0.3%	6.7%	4.0%	1.6%	1.1%	8.4%	0.3%	0.1%	0.9%	0.9%	2.7%	0.4%
3歳	1.4%	2.7%	7.0%	4.1%	10.6%	0.2%	0.5%	6.3%	3.0%	1.7%	0.7%	8.5%	0.4%	0.2%	0.8%	0.7%	3.2%	0.7%
4歳	1.6%	3.0%	7.1%	3.6%	10.9%	0.2%	0.7%	5.8%	3.3%	2.0%	1.0%	7.8%	0.2%	0.2%	0.8%	0.5%	2.3%	0.7%
5歳	1.8%	3.3%	6.6%	5.0%	13.2%	0.1%	0.5%	6.6%	3.3%	2.6%	0.7%	7.6%	0.6%	0.2%	1.0%	0.6%	2.7%	1.0%
6歳	2.6%	2.8%	7.5%	4.5%	13.7%	0.1%	0.5%	5.4%	2.9%	2.9%	0.9%	8.5%	0.4%	0.3%	0.6%	0.4%	2.8%	1.3%
7歳	2.3%	3.3%	7.2%	4.4%	14.4%	0.1%	0.5%	6.2%	2.8%	3.2%	0.8%	7.4%	0.3%	0.2%	0.9%	0.6%	2.5%	1.8%
8歳	2.9%	3.4%	8.2%	5.5%	14.1%	0.2%	0.4%	6.5%	3.1%	4.0%	0.9%	8.2%	0.4%	0.6%	1.0%	0.4%	3.1%	2.2%
9歳	2.5%	4.3%	8.1%	6.3%	14.8%	0.3%	1.0%	6.2%	3.1%	3.2%	1.4%	7.6%	0.6%	0.7%	1.1%	0.5%	3.0%	2.7%
10歳	2.7%	4.3%	9.0%	7.1%	16.4%	0.4%	1.2%	6.6%	2.8%	3.8%	1.4%	8.5%	0.6%	1.2%	1.1%	0.7%	2.3%	3.2%
11歳	2.7%	3.7%	10.0%	7.4%	18.5%	0.2%	1.1%	6.6%	2.8%	4.6%	1.2%	9.8%	0.3%	1.9%	0.6%	0.4%	2.5%	4.3%
12歳	3.4%	4.9%	9.9%	9.6%	20.9%	0.3%	1.6%	8.0%	2.8%	4.7%	0.8%	8.4%	0.4%	3.1%	1.0%	0.5%	2.8%	4.7%
13歳	4.8%	5.2%	9.7%	11.0%	25.1%	0.4%	1.1%	9.3%	3.3%	6.5%	1.7%	7.4%	0.8%	5.0%	1.5%	0.4%	2.4%	6.0%
14歳	4.5%	7.5%	12.0%	10.8%	26.2%	0.8%	1.6%	6.3%	1.2%	3.7%	1.0%	7.5%	0.8%	5.9%	0.8%	0.6%	2.0%	4.9%
15歳～	5.0%	5.6%	10.9%	10.6%	36.4%	0.9%	2.5%	9.7%	1.2%	5.9%	1.6%	7.5%	0.0%	4.7%	0.3%	0.3%	3.7%	6.9%